



State of Ohio
Public Works Commission
Application for Financial Assistance

IMPORTANT: Please consult "Instructions for Financial Assistance for Capital Infrastructure Projects" for guidance in completion of this form.

Applicant

Applicant: City of Fremont Subdivision Code: 043-28826

District Number: 5 County: Sandusky County Date: 09/06/2018

Contact: Tucker Fredericksen Phone: (419) 334-8963
(The individual who will be available during business hours and who can best answer or coordinate the response to questions)

Email: tfredericksen@fremontohio.org FAX: (419) 552-5029

Project Name: 2019 Waterline Improvements Zip Code: 43420

Project

Subdivision Type <small>(Select one)</small>	Project Type <small>(Select single largest component by \$)</small>	Funding Request Summary <small>(Automatically populates from page 2)</small>
<input type="checkbox"/> 1. County	<input type="checkbox"/> 1. Road	Total Project Cost: <u>516,477.00</u>
<input checked="" type="checkbox"/> 2. City	<input type="checkbox"/> 2. Bridge/Culvert	1. Grant: <u>250,000.00</u>
<input type="checkbox"/> 3. Township	<input checked="" type="checkbox"/> 3. Water Supply	2. Loan: <u>0.00</u>
<input type="checkbox"/> 4. Village	<input type="checkbox"/> 4. Wastewater	3. Loan Assistance/ Credit Enhancement: <u>0.00</u>
<input type="checkbox"/> 5. Water (6119 Water District)	<input type="checkbox"/> 5. Solid Waste	Funding Requested: <u>250,000.00</u>
	<input type="checkbox"/> 6. Stormwater	

District Recommendation (To be completed by the District Committee)

Funding Type Requested <small>(Select one)</small>	SCIP Loan - Rate: _____ % Term: _____ Yrs	Amount: _____ .00
<input type="checkbox"/> State Capital Improvement Program	RLP Loan - Rate: _____ % Term: _____ Yrs	Amount: _____ .00
<input type="checkbox"/> Local Transportation Improvement Program	Grant:	Amount: _____ .00
<input type="checkbox"/> Revolving Loan Program	LTIP:	Amount: _____ .00
<input type="checkbox"/> Small Government Program	Loan Assistance / Credit Enhancement:	Amount: _____ .00
District SG Priority: _____		

For OPWC Use Only

STATUS: _____	Grant Amount: _____ .00	Loan Type: <input type="checkbox"/> SCIP <input type="checkbox"/> RLP
Project Number: _____	Loan Amount: _____ .00	Date Construction End: _____
	Total Funding: _____ .00	Date Maturity: _____
Release Date: _____	Local Participation: _____ %	Rate: _____ %
OPWC Approval: _____	OPWC Participation: _____ %	Term: _____ Yrs

1.0 Project Financial Information (All Costs Rounded to Nearest Dollar)

1.1 Project Estimated Costs

Engineering Services

Preliminary Design:	_____	.00	
Final Design:	_____	.00	
Construction Administration:	_____	.00	
Total Engineering Services:	a.) _____	0 .00	_____ 0 %
Right of Way:	b.) _____	.00	
Construction:	c.) _____	516,477 .00	
Materials Purchased Directly:	d.) _____	.00	
Permits, Advertising, Legal:	e.) _____	.00	
Construction Contingencies:	f.) _____	.00	_____ 0 %
Total Estimated Costs:	g.) _____	516,477 .00	

1.2 Project Financial Resources

Local Resources

Local In-Kind or Force Account:	a.) _____	.00	
Local Revenues:	b.) _____	118,197 .00	
Other Public Revenues:	c.) _____	.00	
ODOT / FHWA PID: _____	d.) _____	.00	
USDA Rural Development:	e.) _____	.00	
OEPA / OWDA:	f.) _____	.00	
CDBG:	g.) _____	148,280 .00	
<input type="checkbox"/> County Entitlement or Community Dev. "Formula"			
<input type="checkbox"/> Department of Development			
Other: <u>Critical Infrastructure</u> _____	h.) _____	.00	
Subtotal Local Resources:	i.) _____	266,477 .00	_____ 52 %

OPWC Funds (Check all requested and enter Amount)

Grant: <u>100</u> % of OPWC Funds	j.) _____	250,000 .00	
Loan: <u>0</u> % of OPWC Funds	k.) _____	.00	
Loan Assistance / Credit Enhancement:	l.) _____	0 .00	
Subtotal OPWC Funds:	m.) _____	250,000 .00	_____ 48 %
Total Financial Resources:	n.) _____	516,477 .00	_____ 100 %

1.3 Availability of Local Funds

Attach a statement signed by the Chief Financial Officer listed in section 5.2 certifying all local resources required for the project will be available on or before the earliest date listed in the Project Schedule section. The OPWC Agreement will not be released until the local resources are certified. Failure to meet local share may result in termination of the project. Applicant needs to provide written confirmation for funds coming from other funding sources.

2.0 Repair / Replacement or New / Expansion

2.1 Total Portion of Project Repair / Replacement:	<u>516,477 .00</u>	<u>100 %</u>
2.2 Total Portion of Project New / Expansion:	<u>0 .00</u>	<u>0 %</u>
2.3 Total Project:	<u>516,477 .00</u>	<u>100 %</u>

A Farmland Preservation Letter is required for any impact to farmland

3.0 Project Schedule

3.1 Engineering / Design / Right of Way	Begin Date: <u>08/01/2018</u>	End Date: <u>05/30/2019</u>
3.2 Bid Advertisement and Award	Begin Date: <u>06/01/2019</u>	End Date: <u>06/30/2019</u>
3.3 Construction	Begin Date: <u>07/15/2019</u>	End Date: <u>12/01/2019</u>

Construction cannot begin prior to release of executed Project Agreement and issuance of Notice to Proceed.

Failure to meet project schedule may result in termination of agreement for approved projects. Modification of dates must be requested in writing by project official of record and approved by the Commission once the Project Agreement has been executed.

4.0 Project Information

If the project is multi-jurisdictional, information must be consolidated in this section.

4.1 Useful Life / Cost Estimate / Age of Infrastructure

Project Useful Life: 50 Years Age: 1960 (Year built or year of last major improvement)

Attach Registered Professional Engineer's statement, with seal or stamp and signature confirming the project's useful life indicated above and detailed cost estimate.

4.2 User Information

Road or Bridge: Current ADT _____ Year _____ Projected ADT _____ Year _____

Water / Wastewater: Based on monthly usage of 4,500 gallons per household; attach current ordinances.

Residential Water Rate Current \$ 43.56 Proposed \$ 43.56

Number of households served: 1009

Residential Wastewater Rate Current \$ _____ Proposed \$ _____

Number of households served: _____

Stormwater: Number of households served: _____

4.3 Project Description

- A: SPECIFIC LOCATION (Supply a written location description that includes the project termini; a map does not replace this requirement.) 500 character limit.

Garrison Street - from Washington Street to Park Avenue

- B: PROJECT COMPONENTS (Describe the specific work to be completed; the engineer's estimate does not replace this requirement) 1,000 character limit.

Work includes:

Excavation, placement of new eight (8) inch PVC waterline pipe, new eight (8) inch gate valves, new fire hydrants, new water service connections, railroad crossing, disconnection from old 4" watermain, tack coat, #448 Intermediate Course Type 2 and #448 Surface Course Type 1, sealing joints and restorations

- C: PHYSICAL DIMENSIONS (Describe the physical dimensions of the existing facility and the proposed facility. Include length, width, quantity and sizes, mgd capacity, etc in detail.) 500 character limit.

Garrison Street - there is a 4" existing waterline that was installed approximately in 1960's, and we are proposing to replace it with 2690 LF of eight (8) inch PVC waterline pipe

5.0 Project Officials

Changes in Project Officials must be submitted in writing from an officer of record.

5.1 Chief Executive Officer (Person authorized in legislation to sign project agreements)

Name: Daniel Sanchez
Title: Mayor
Address: 323 S. Front St.

City: Fremont State: OH Zip: 43420
Phone: (419) 334-5900
FAX: (419) 334-8434
E-Mail: dsanchez@fremontohio.org

5.2 Chief Financial Officer (Can not also serve as CEO)

Name: Paul D. Grahl
Title: Auditor
Address: 323 S. Front St.

City: Fremont State: OH Zip: 43420
Phone: (419) 334-3867
FAX: (419) 334-8434
E-Mail: pgrahl@fremontohio.org

5.3 Project Manager

Name: Tucker Fredericksen
Title: City Engineer
Address: 323 S. Front St.

City: Fremont State: OH Zip: 43420
Phone: (419) 334-8963
FAX: (419) 552-5029
E-Mail: tfredericksen@fremontohio.org

6.0 Attachments / Completeness review

Confirm in the boxes below that each item listed is attached (Check each box)

- A certified copy of the legislation by the governing body of the applicant authorizing a designated official to sign and submit this application and execute contracts. This individual should sign under 7.0, Applicant Certification, below.
- A certification signed by the applicant's chief financial officer stating the amount of all local share funds required for the project will be available on or before the dates listed in the Project Schedule section. If the application involves a request for loan (RLP or SCIP), a certification signed by the CFO which identifies a specific revenue source for repaying the loan also must be attached. Both certifications can be accomplished in the same letter.
- A registered professional engineer's detailed cost estimate and useful life statement, as required in 164-1-13, 164-1-14, and 164-1-16 of the Ohio Administrative Code. Estimates shall contain an engineer's seal or stamp and signature.
- A cooperative agreement (if the project involves more than one subdivision or district) which identifies the fiscal and administrative responsibilities of each participant.
- Farmland Preservation Review - The Governor's Executive Order 98-IV, "Ohio Farmland Protection Policy" requires the Commission to establish guidelines on how it will take protection of productive agricultural and grazing land into account in its funding decision making process. Please include a Farm Land Preservation statement for projects that have an impact on farmland.
- Capital Improvements Report. CIR Required by O.R.C. Chapter 164.06 on standard form.
- Supporting Documentation: Materials such as additional project description, photographs, economic impact (temporary and/or full time jobs likely to be created as a result of the project), accident reports, impact on school zones, and other information to assist your district committee in ranking your project. Be sure to include supplements which may be required by your local District Public Works Integrating Committee.

7.0 Applicant Certification

The undersigned certifies: (1) he/she is legally authorized to request and accept financial assistance from the Ohio Public Works Commission as identified in the attached legislation; (2) to the best of his/her knowledge and belief, all representations that are part of this application are true and correct; (3) all official documents and commitments of the applicant that are part of this application have been duly authorized by the governing body of the applicant; and, (4) should the requested financial assistance be provided, that in the execution of this project, the applicant will comply with all assurances required by Ohio Law, including those involving Buy Ohio and prevailing wages.

Applicant certifies that physical construction on the project as defined in the application has NOT begun, and will not begin until a Project Agreement for this project has been executed with the Ohio Public Works Commission. Action to the contrary will result in termination of the agreement and withdrawal of Ohio Public Works Commission funding from the project.

Daniel R. Sanchez, Mayor

Certifying Representative (Printed form, Type or Print Name and Title)

Original Signature / Date Signed

RESOLUTION NO. 2018- 20510 _

A RESOLUTION AUTHORIZING THE MAYOR TO PREPARE, SIGN, AND ENTER INTO CONTRACTS FOR SUBMISSION TO THE OHIO PUBLIC WORKS COMMISSION FOR THE STATE CAPITAL IMPROVEMENT PROGRAM (SCIP) AND THE LOCAL TRANSPORTATION IMPROVEMENT PROGRAM (LTIP) FOR 2019 FUNDING AND DECLARING AN EMERGENCY.

WHEREAS, the State of Ohio has State Capital Improvement Program ("SCIP") and Local Transportation Improvement Program ("LTIP") funds available through the Ohio Public Works Commission for allocation to eligible counties, townships, and municipalities; and

WHEREAS, Council finds that public infrastructure and capital improvements are essential in the preservation of Fremont. By taking steps to promote public health, safety, and welfare the economic vitality of Fremont is fostered; and


WHEREAS, the Ohio Public Works Commission is accepting applications for these counties, townships, and municipalities to access funds;

NOW, THEREFORE, BE IT RESOLVED BY THE COUNCIL OF THE CITY OF FREMONT, STATE OF OHIO:

SECTION 1. The Mayor is authorized to prepare, sign, and enter into contracts for submission to the Ohio Public Works Commission for SCIP and LTIP funding.

SECTION 2. The immediate operation of the provisions of this resolution is necessary for the immediate preservation of the public peace, health, safety and welfare of the citizens of the City of Fremont. Said emergency being the need to meet the application deadline of September 7, 2018.

This resolution, provided it receives a two-thirds yea or nay vote of all the members elected to the Fremont City Council, is hereby declared to be an emergency measure and this resolution shall be in full force and effect from and after its passage by the Council of the City of Fremont, approval by the Mayor, and publication and posting as required by law.


Jamie Hafford
President of Council

PASSED: 6-21-2018

Effective date: 6-21-2018

YEAS: 7, NAYS: 0

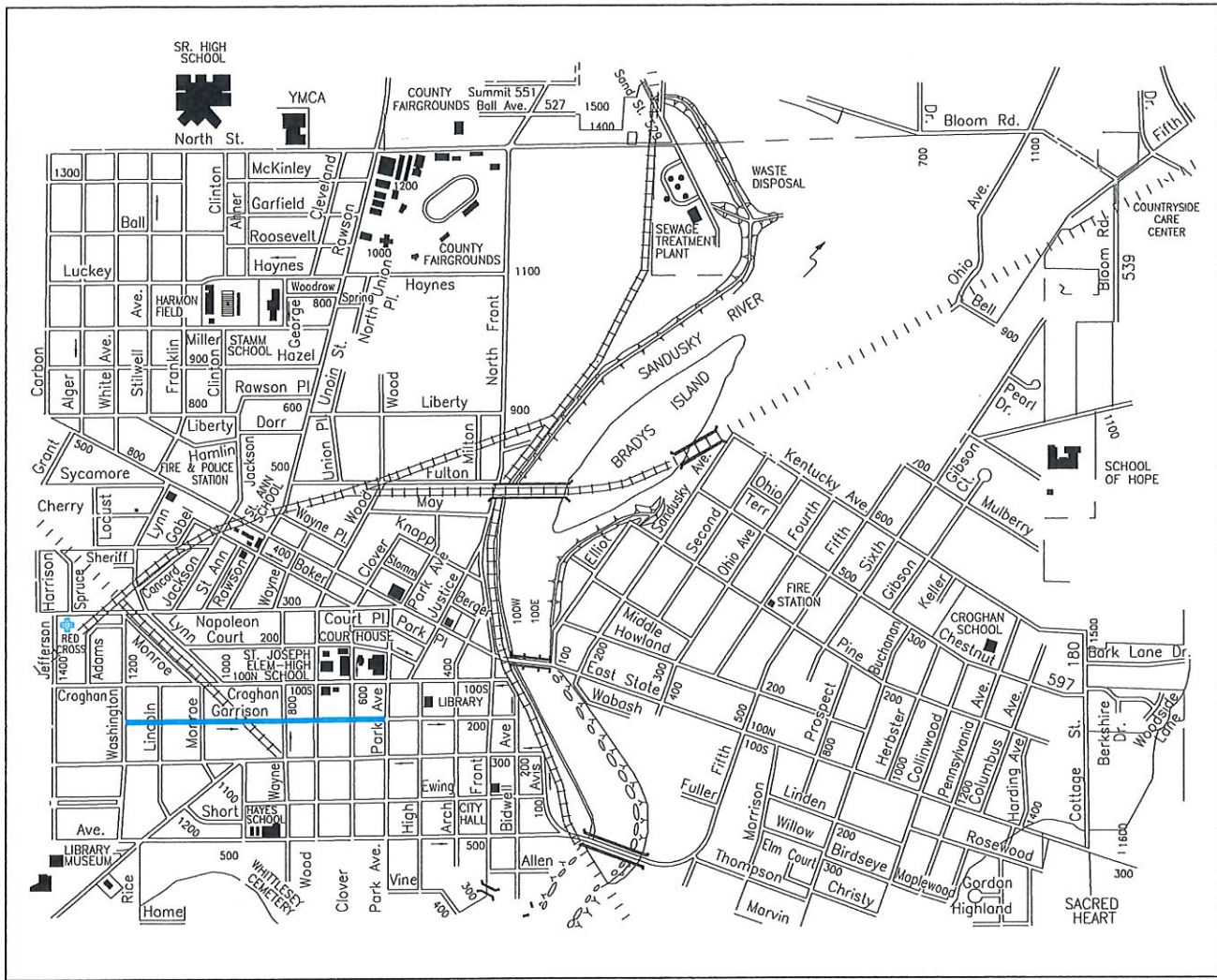
Amanda M. Sears
~~Stephanie L. Martin~~, City Council Clerk
Amanda M. Sears

[Signature]
Daniel R. Sanchez, Mayor

RES553

Approved as to form:

[Signature]
James F. Melle, Director of Law
City of Fremont, Ohio



2019 WATERLINE IMPROVEMENTS

CITY ENGINEER'S DEPARTMENT
 FREMONT, OHIO
 TUCKER FREDERICKSEN P.E.
 CITY ENGINEER

SEPTEMBER 2018

2019 WATERLINE IMPROVEMENTS
CERTIFICATE OF OWNER'S FINANCIAL OFFICER

September 5, 2018

ATTEST:

I, City Auditor of the City of Fremont, hereby certify that the City of Fremont has the amount of \$516,477.00 in the Water Operating Fund and that this amount will be used to pay the local share for the 2019 Waterline Improvements when it is required.



Paul Grahl
City Auditor

GARRISON STREET WATERLINE IMPROVEMENTS							
ITEM NO	EST QTY		DESCRIPTION	MATERIAL	LABOR	UNIT PRICE	TOTAL ITEM PRICE IN WORDS & FIGURES
1	1	Lump Sum	#624 Mobilization			\$ 10,000.00	\$ 10,000.00
2	1	Lump Sum	Special, Tree Removal			\$ 25,000.00	\$ 25,000.00
4	2690	Lin Ft	#638 Eight (8) Inch PVC Plastic Pipe AWWA C-900 Class 150 DR-18 including Fittings, Blocking, and Tracer Wire			\$ 60.00	\$ 161,400.00
5	145	Lin Ft	#638 Eight (8) Inch DIP ANSI/AWWA C-150/A21.50			\$ 75.00	\$ 10,875.00
6	100	Lin Ft	#611 Six (6) inch Conduit Storm Sewer, Type B, ASTM D-3034 or ASTM F-949 PVC or Approved Equal for Repairs			\$ 20.00	\$ 2,000.00
7	100	Lin Ft	#611 Six (6) inch Conduit Sanitary Sewer, Type B, ASTM D-3034 or ASTM F-949 PVC or Approved Equal for Repairs			\$ 20.00	\$ 2,000.00
8	2	Each	# 638 Waterline Work 24" x 8" Tapping Sleeve with Eight (8) inch Valve and Box in Place at Wood Street			\$ 3,000.00	\$ 6,000.00
9	1	Each	# 638 Waterline Work 12" x 8" Tapping Sleeve with Eight (8) inch Valve and Box in Place at Park Avenue			\$ 2,500.00	\$ 2,500.00
10	21	Each	#638 Waterline Work Eight (8) inch Line Valve and Box in Place			\$ 2,000.00	\$ 42,000.00
11	4	Each	#638 Waterline Work Fire Hydrant assembly including Pipe, Valve, and Fittings			\$ 4,000.00	\$ 16,000.00
12	1	Each	#203 Excavation for Boring Pits for Railroad Crossing			\$ 6,000.00	\$ 6,000.00
13	145	Lin Ft	#638 Waterline Work Sixteen (16) inch Conduit Steel Casing Pipe Bored & Jacked per, Specifications			\$ 350.00	\$ 50,750.00
14	60	Each	#638 Waterline Work 3/4 inch Water Service Tap			\$ 300.00	\$ 18,000.00
15	1500	Lin Ft	#638 Waterline Work 3/4 inch Copper Tubing for Water Service			\$ 25.00	\$ 37,500.00
16	60	Each	#638 Waterline Work 3/4 inch Shut-off Valve Box for Water Service			\$ 400.00	\$ 24,000.00

ITEM NO	EST QTY		DESCRIPTION	MATERIAL	LABOR	UNIT PRICE	TOTAL ITEM PRICE IN WORDS & FIGURES
17	4	Each	#638 Waterline Work Connection to Existing System in Place per Plan -			\$ 2,000.00	\$ 8,000.00
18	6	Each	#638 Waterline Work Cut and Cap Existing Four (4) inch Waterline			\$ 2,000.00	\$ 12,000.00
19	40	CY	#613 Low Strength Mortar Backfill for Trench Repairs			\$ 75.00	\$ 3,000.00
20	20	Tons	#448 Asphalt Trench Repair			\$ 125.00	\$ 2,500.00
21	1	Lump Sum	Existing line valve stem and box removal with pavement repair			\$ 6,000.00	\$ 6,000.00
22	4	Each	Removal of Existing Fire Hydrant Assembly and Valve			\$ 1,000.00	\$ 4,000.00
23	1	Lump Sum	#659 Seeding and Mulching Disturbed Grass Areas			\$ 15,000.00	\$ 15,000.00
24	1	Lump Sum	#614 Maintaining Traffic			\$ 5,000.00	\$ 5,000.00
						TOTAL	\$469,525.00
						10% CONTINGENCY	\$ 46,952.50
						GRAND TOTAL	\$516,477.50


Michael T. Fredericksen
 9/7/18

**2019 WATERLINE IMPROVEMENTS
DESIGN USEFUL LIFE**

This project includes replacement of the City waterline on Garrison Street that is in poor condition. The poor condition of this waterline is a result of its age and accumulation of deposits over time that is constricting flow and causing water quality issues of the system over time. Plans include the following: abandonment of old waterline, placement of new waterline, backfill as necessary, setting water valves and fire hydrants, and making repairs to existing conditions. The old pipes are Cast Iron Pipes, which have rusted and collected deposits over the years. Plastic Pipe is now being used eliminating rusting and improve water quality. Design of waterline replacements will guarantee function of the system for the next fifty (50) years.

Based on experience with similar waterlines, past performance of the different types of pipe material, and current typical maintenance practice, the estimated useful life of this proposal is fifty (50) years.

9/7/18
Date

Tucker Fredericksen
Tucker Fredericksen, P.E.
City Engineer
P. E. License #E-67639



**2019 WATERLINE IMPROVEMENTS
DESIGN SERVICE CAPACITY**

The City of Fremont has over 100 miles of water mains with some in excess of 100 years old. These mains range in diameter from 2" to 24" and are based on hydraulic demand and distance from the water treatment plant high service pumps. Transmission mains connect the high service pumps to the three elevated tanks and the Fremont Energy Center. These mains are typically 12 to 24 inches in diameter and include miscellaneous tie over connections to Distribution mains. Distribution mains serve citizens, commercial, and light industry directly with diameters typically from 2 through 12 inches.

Water treatment plant upgrades completed in 2006 allow Fremont to treat an average daily flow of 14 million gallons per day (MGD). At that time the only significant changes to the distribution system were to provide a flow direct route to the Fremont Energy Center. Engineering studies predicted the construction at the plant and distribution system would allow the city to serve high quality water for decades to come. These studies did not predict the changes in Fremont Energy Center operations and associated demands currently underway. Electrical demands, reduced costs in natural gas, and a desire to rely less on neighboring nuclear power plants has added load to the Fremont Energy Center to generate more power. Roughly 60% of the water produced is consumed by the Fremont Energy Center. The continuous draw adds stress to the older water mains.

The proposed project is a step toward revitalizing system performance and serving existing customers.

9/2/18
Date



Tucker Fredericksen, P.E.
City Engineer
P.E. License #E-67639



2019 WATERLINE IMPROVEMENTS PIPE CONDITION

Over the last decade, the City of Fremont has been pro-active in Waterline Replacement. During the construction phase it is relevant of the condition of the city's distribution system. Cast Iron Pipe was placed and used for waterline construction back in the 1940's through the 1980's. There are attached photo's that show corrosion of the existing watermains. This corrosion affects both the inside and outside of the Cast Iron Pipe. The accumulation of deposits significantly reduces the capacity of this system. Through testing of the fire hydrants in this system, results show that pressure and capacity requirements are below acceptable standards. This affects both the structural integrity of the old pipe and the flow of the water in the pipe. Rusty water is a typical complaint of these old watermains. Routine maintenance is attempted by flushing fire hydrant but once the structural integrity of the pipe is disturbed, watermain breaks occur. This often happens during the freeze/thaw cycles in the winter months. Watermain breaks are a major interruption to the Distribution system and create safety hazards.

Revised: April 17, 2018

**DISTRICT 5
CAPITAL IMPROVEMENT PROJECTS
QUESTIONNAIRE
ROUND 33**

Name of Applicant: City of Fremont
Project Title: 2019 Waterline Improvements

The following questions are to be answered for each application submitted for State Issue II SCIP, LTIP and Loan Projects. Please provide specific information using the best documentation available to you. Justification of your responses to these questions will be required if your project is selected for funding, so please provide correct and accurate responses. **Communities and Townships under 5,000 in population should also complete the Small Government Criteria.**

1. What percentage of the project in repair A= 50%, replacement B= 50%, expansion C= %, and new D= %? (Use dollar amounts of project to figure percentages and make sure the total equals one hundred(100) percent) A+B= % C+D= %

Repair/Replacement = Repair or Replacement of public facilities owned by the government (any subdivision of the state).

New/Expansion = Replacement of privately owned wells, septic systems, private water or wastewater systems, etc.

2. Give the physical condition rating:

Closed or Not Operating: The condition is unusable, dangerous and unsafe. The primary components have failed. The infrastructure is not functioning at all.

Critical:

The condition is causing or contributing to a serious non-compliance situation and is threatening the intended design level of service. The infrastructure is functioning at seriously diminished capacity. Imminent failure is anticipated within 18 months. Repair and/or replacement is required to eliminate the critical condition and meet current design standards. **(For Road Projects structural repair items would represent a minimum of 25% of the total Project Cost).**

Poor:

The condition is substandard and requires repair/replacement in order to return to the intended level of service and comply with current design standards. Infrastructure contains a major deficiency and is functioning at a diminished capacity.

Fair:

The condition is average, not good or poor. The infrastructure is still functioning as originally intended. Minor deficiencies exist requiring repair to continue to function as originally intended and/or to meet current design standards.

Good: The condition is safe and suitable to purpose. Infrastructure is functioning as originally intended, but requires minor repairs and/or upgrades to meet current design standards.

Excellent: The condition is new, or requires no repair. Or, no supporting documentation has been submitted.

* **In order to receive points provide supporting documentation (e.g. photos, a narrative, maintenance history, or third party findings) to justifying the rating.**

3. If the proposed project is not approved what category would best represent the impact on the general health and/or public safety?

ROADS

Extremely Critical: Resurfacing, Restoration, Rehabilitation and Reconstruction (4R) of a Major Access Road.*

Critical: Resurfacing, Restoration and Rehabilitation (3R) of a Major Access Road.*

Major: Resurfacing, Restoration, Rehabilitation and Reconstruction (4R) of a Minor Access Road.*

Moderate: Resurfacing, Restoration and Rehabilitation (3R) of a Minor Access Road.*

Minimal: Preventative Maintenance of a Major Access Road.

No Impact: Preventative Maintenance of a Minor Access Road.

Projects that have a variety of work will be scored in the LOWEST category of work contained in the Construction Estimate.

Road/Street Classifications:

Major Access Road: Roads or streets that have a dual function of providing access to adjacent properties and providing through or connecting service between other roads.

Minor Access Road: Roads or streets that primarily provide access to adjacent properties without through continuity, such as cul-de-sacs or loop roads or streets.

Preventative Maintenance: Non Structural Pavement work such as chip sealing, cape sealing, microsurfacing, crack sealing, etc.

*(3R) Resurfacing, Restoration and Rehabilitation - Improvements to existing roadways, which have as their main purpose, the restoration of the physical features (pavement, curb, guardrail, etc.) without altering the original design elements.

*(4R) Resurfacing, Restoration, Rehabilitation and Reconstruction - Much like 3R, except that 4R allows for the complete reconstruction of the roadway and alteration of certain design elements (i.e., lane widths, shoulder

width, SSD, etc.).

BRIDGES SUFFICIENCY RATING

- Extremely Critical: 0-25, or a General Appraisal rating of 3 or less.
- Critical: 27-50, or a General Appraisal rating of 4.
- Major: 51-65 or a General Appraisal rating of 5 or 6.
- Moderate: 66-80 or a General Appraisal rating of 7.
- Minimal: 81-100 or a General Appraisal rating of more than 7.
- No Impact: Bridge on a new roadway.

WASTEWATER TREATMENT PLANTS

- Extremely Critical: Environmental Protection Agency (EPA) orders in the form of a consent decree, findings and orders or court order. Health Department Construction Ban.
- Critical: Improvements ordered by the Environmental Protection Agency (EPA) in the form of NPDES Orders.
- Major: Replace deficient appurtenances. Update existing processes due to EPA recommendations.
- Moderate: Increase capacity to meet current needs or update processes to improve effluent quality.
- Minimal: New/Expansion project to meet a specific development proposal.
- No Impact: New/Expansion to meet future or projected needs.

WATER TREATMENT PLANT

- Extremely Critical: EPA orders in the form of a consent decree, findings and orders or court order.
- Critical: Improvements to meet Environmental Protection Agency (EPA) Safe Drinking Water Regulations and/or NPDES Orders.
- Major: Replace deficient appurtenances. Update existing processes due to EPA recommendations.
- Moderate: Increase capacity to meet current needs or update processes to improve water quality.
- Minimal: New/Expansion project to meet a specific development proposal.
- No Impact: New/Expansion to meet future or projected needs.

COMBINED SEWER SEPARATIONS (May be construction of either new storm or sanitary sewer as long as the result is two separate sewer systems.)

- Extremely Critical: EPA orders in the form of a consent decree, findings and orders or court order. Health Department Construction Ban.
- Critical: Separate, due to chronic backup or flooding in basements.
- Major: Separate, due to documented water quality impairment, or due to EPA recommendations.
- Moderate: Separate, due to specific development proposal within or upstream of the combined system area.
- Minimal: Separate, to conform to current design standards.
- No Impact: No positive health effect.

STORM SEWERS

- Extremely Critical: EPA orders in the form of a consent decree, findings and orders or court order.
- Critical: Chronic flooding (structure damage).
- Major: Inadequate capacity (land damage).
- Moderate: Inadequate capacity with no associated damage.
- Minimal: New/Expansion to meet current needs.
- No Impact: New/Expansion to meet future or project needs.

CULVERTS

- Extremely Critical: Structurally deficient or functionally obsolete. Deterioration has already caused a safety hazard to the public.
- Critical: Inadequate capacity with land damage and the existing or high probability of property damage.
- Major: Inadequate capacity (land damage).
- Moderate: Inadequate capacity with no associated damage.
- Minimal: New/Expansion to meet current needs.
- No Impact: New/Expansion to meet future or projected needs.

SANITARY SEWERS

- Extremely Critical: EPA orders in the form of a consent decree, findings and orders or court order. Health Department Construction Ban.
- Critical: Replace, due to chronic pipe failure, chronic backup or flooding in basements. Improvements ordered by the Environmental Protection Agency (EPA) in the form of NPDES Orders.
- Major: Replace, due to inadequate capacity or infiltration, or due to EPA recommendations.
- Moderate: Rehabilitate to increase capacity to meet current needs or to reduce inflow and infiltration.
- Minimal: New/Expansion project to meet a specific development proposal.
- No Impact: New/Expansion to meet future or projected needs.

SANITARY LIFT STATIONS AND FORCE MAINS

- Extremely Critical: Structurally deficient. Deterioration has already caused a safety/health hazard to the public, or, EPA orders in the form of a consent decree, findings and orders or court order.
- Critical: Inadequate capacity with actual or a high probability of property damage. Improvements ordered by the Environmental Protection Agency (EPA) in the form of NPDES Orders.
- Major: EPA recommendations, or, reduces a probable health and/or safety problem.
- Moderate: Rehabilitate to increase capacity to meet current needs.
- Minimal: New/Expansion to meet a specific development proposal.
- No Impact: New/Expansion to meet future or projected needs.

WATER PUMP STATIONS

- Extremely Critical: Structurally deficient. Deterioration has already caused a safety hazard to the public, or, EPA orders in the form of a consent decree, findings and orders or court order.
- Critical: Inadequate capacity with the inability to maintain pressure required for fire flows.
- Major: Replace due to inadequate capacity or EPA recommendations.
- Moderate: Rehabilitate to increase capacity to meet current needs.

Minimal: New/Expansion to meet a specific development proposal.

No Impact: New/Expansion to meet future or projected needs.

WATER LINES/WATER TOWERS

Extremely Critical: Solve low water pressure or excessive incidents of main breaks in project area.

Critical: Replace, due to deficiency such as excessive corrosion, etc.

Major: Replace undersized water lines as upgrading process.

Moderate: Increase capacity to meet current needs.

Minimal: New/Expansion project to meet a specific development proposal.

No Impact: New/Expansion to meet future or projected needs.

OTHER

Extremely Critical: There is a present health and/or safety threat.

Critical: The project will provide immediate health and/or safety benefit.

Major: The project will reduce a probable health and/or safety problem.

Moderate: The project will delay a health and/or safety problem.

Minimal: A possible future health and/or safety problem mitigation.

No Impact: No health and/or safety effect.

NOTE: Combined projects that can be rated in more than one subset may be rated in the other category at the discretion of the District 5 Executive Committee. In general, the majority of the cost or scope of the project shall determine the category under which the project will be scored.

(Submittals without supporting documentation will receive 0 Points for this question.)

Extremely Critical __, Critical X, Major __, Moderate __, Minimal __, No Impact __. Explain your answer.

Waterline is undersized for the service area, excessive corrosion, rusty water and other noted deficiencies that make this high priority - see attached photo's

(Additional narrative, charts and/or pictures should be attached to questionnaire)

4. Identify the amount of local funds that will be used on the project as a percentage of the total project cost.

A.) Amount of Local Funds = \$ 266,477.00
B.) Total Project Cost = \$ 516,477.00

RATIO OF LOCAL FUNDS DIVIDED BY TOTAL PROJECT COSTS (A/B)= 52 %

Note: Local funds should be considered funds derived from the applicant budget or loans funds to be paid back through local budget, assessments, rates or tax revenues collected by the applicant.

5. Identify the amount of other funding sources to be used on the project, excluding State Issue II or LTIP Funds, as a percentage of the total project cost.

Grants 28 % Gifts ___%, Contributions ___%

Other ___% (explain) _____, Total ___%

Note: Grant funds and other revenues not contributed or collected through taxes by the applicant should be considered other funds. The Scope of Work for each Funding Source must be the same.

6. Total Amount of SCIP and Loan Funding Requested- An Applicant can request a grant per the categories below for points as indicated on the Priority Rating Sheet. If the Applicant is including a loan request equal to, but not exceeding 50% of the OPWC funding amounts listed below, there will be no point penalty. If loan funds requested are more than 50%, points as listed in the Priority Rating Sheet will apply.

- _____ \$500,001 or More
- _____ \$400,001-\$500,000
- _____ \$325,001-\$400,000
- _____ \$275,001-\$325,000
- _____ x \$175,001-\$275,000
- _____ \$175,000 or Less

There are times when the District spends all of the grant money and has loan money remaining. When this happens, the district makes a loan offer in the amount of the requested grant to the communities that were not funded. The offers are made in the order of scoring. We need to know if you are not successful in obtaining grant dollars for your project if you would be interested in loan money:

YES _____ NO x _____

(This will only be considered if you are not funded with grant money and there is remaining loan money.) Please note: if you answer "no" you will not be contacted, only if you answer "yes" will an offer be made in the event that there is loan money remaining.

7. If the proposed project is funded, will its completion directly result in the creation of permanent full-time equivalent (FTE) jobs (FTE jobs shall be defined as 35 hours/week) ? Yes ___ No x ___. If yes, how many jobs within eighteen months? ___ Will the completed project retain jobs that would otherwise be

permanently lost? Yes ___ No X. If yes, how many jobs ___ **will be created/retrained** within 18 months **following the completion of the improvements?**

(Supporting documentation in the form of letter from affected industrial or commercial enterprises that specify full time equivalent jobs that will be retained or created directly by the installation or improvement of Public infrastructure. Additional items such as; 1) newspaper articles or other media news accounts, 2) public meeting minutes, and/or 3) a letter from the County Economic Development Director or State of Ohio Economic Development Professional that alludes to the requirement for the infrastructure improvement to support the business. Submittals without supporting documentation will receive 0 points for this question.)

8. What is the total number of existing users that will directly benefit from the proposed project if completed? 607 (Use households served, traffic counts, etc. and explain the basis by which you arrived at your number.) This number is based on households served and benefited in the service area see attached map
9. Is subdivision's population less than 5,000 Yes ___ No x
If yes, continue. You may want to design your project per Small Government Project Evaluation Criteria, released for the current OPWC Round to assist in evaluating your project for potential Small Government Funding. The Small Government Criteria is available on the OPWC website at <http://www.pwc.state.oh.us/Meth.SG.PDF> If No, skip to Question 11.

10. **OHIO PUBLIC WORKS COMMISSION SMALL GOVERNMENT PROGRAM GUIDELINES**

All projects that are sponsored by a subdivision with a population of 5,000 or less, and not earning enough points for District Funding from SCIP or LTIP Funds, are then rated using the Small Government Program Rating Criteria for the corresponding funding round. In order to be rated the entity must submit the Small Government Supplement and their required budgets with their application.

Only infrastructure that is village- or township- owned is eligible for assistance. The following policies have been adopted by the Small Government Commission:

- District Integrating Committees may submit up to seven (7) applications for consideration by the Commission. All 7 must be ranked, however, only the top five (5) will be scored. The remaining two (2) will be held as contingency projects should an application be withdrawn.
- Grants are limited to \$500,000. Any assistance above that amount must be in the form of a loan.
 - Grants for new or expanded infrastructure cannot exceed 50% of the project estimate.
- The Commission may deny funding for water and sewer systems that are deemed to be more

cost-effective if regionalized.

• If a water or sewer project is determined to be affordable, the project will be offered a loan rather than a grant. Pay special attention to the **Water & Wastewater Affordability Supplemental and the Small Government Water & Wastewater Affordability Calculation Worksheet**. Both are available on the **Small Government Program Tab** at <http://www.pwc.state.oh.us/SmallGovernment.html>

• Should there be more projects that meet the “annual score” than there is funding, the tie breaker is those projects which scored highest under Health & Safety, with the second tie breaker being Condition. If multiple projects have equivalent Health & Safety and Condition scores they are arranged according to the amount of assistance from low to high. Once the funded projects are announced, “contingency projects” may be funded from project under-runs by continuing down the approved project list.

• Supplemental assistance is not provided to projects previously funded by the Commission.

• Applicants have 30 days from receipt of application by OPWC without exception to provide additional documentation to make the application more competitive under the Small Government criteria. Applications will be scored after the 30-day period has expired. The applicants for each District's two (2) contingency projects will have the same 30-day period to submit supplemental information but these applications will not be scored unless necessary to do so. **It is each applicant's responsibility for determining the need for supplemental material. The applicant will not be asked for or notified of missing information unless the Commission has changed the project type and it affects the documentation required. Important information may include, but is not limited to: age of infrastructure, traffic counts or utility users, median income information, user rates ordinances, and the Auditor's Certificate of Estimated Revenues or documentation from the Auditor of State that subdivision is in a state of fiscal emergency.**

If you desire to have your Round 33 project considered for Small Government Funding please download the Small Government Evaluation Criteria applicable to Round 33 by accessing the OPWC Website at <http://www.pwc.state.oh.us/Meth.SG.PDF>. Please complete the Small Government Evaluation Criteria and attach all required supporting documentation and attach it to the District 5 Questionnaire for Round 32.

11. MANDATORY INFORMATION, DISTRICT 5, DISCRETIONARY RANKING POINTS

List all specific user fees: Amount or
ROAD & BRIDGE PROJECTS: (OHIO REVISED CODE) Percentage

Permissive license fee	4504.02 or 4504.06	<u>5.00</u>
	4504.15 or 4504.17	_____
	4504.16 or 4504.171	_____
	4504.172	_____
	4504.18	_____
Special property taxes	5555.48	_____
	5555.49	_____

Municipal Income Tax 1.54%

County Sales Tax 7.25%

Others _____

(DO NOT INCLUDE SCHOOL TAXES)

SPECIFIC PROJECT AREA INFORMATION.

Median household income \$36,903.00

Monthly utility rate: Water \$43.56

Sewer _____

Other _____


List any special user fees or assessment (be specific)

POLITICAL SUBDIVISION= 143-28826

COUNTY= Sandusky

DISCRETIONARY POINTS (BY DISTRICT COMMITTEE ONLY)= _____

(25-20-15)

Date: 9/7/18
Signature: 
Title: City Engineer
Address: 323 S. Front Street
Phone: 419-334-8963
FAX: 419-552-5029
Email: tfredericksen@fremontohio.org

District 5

Capital Improvement Project

Priority Rating Sheet, Round 33

Revised 04/17/18
PROJECT NUMBER

COUNTY		EST. COST										PRIORITY FACTORS												
NO.	WEIGHT FACTOR	CRITERIA TO BE CONSIDERED	1	2	3	4	5	6	7	8	9	10	1	2	3	4	5	6	7	8	9	10		
1	1	(Repair or Replace) vs. (New or Expansion)											75%+	50%+	40%+	60%+ Repair or Replacement	80%+ Repair or Replacement	100%+ Repair or Replacement						
2	1.5	Existing Physical Condition: With submittals including dimensions and GR (100% New or Expansion is 0 Points)	0	2	4	6	8	10					Excellent	Good	Fair	Poor	Critical	Closed or Not Operating						
3	2	Public Health and/or Public Safety Concerns Submittals without supported documentation will receive 0 points	0	2	4	6	8	10					No Impact	Minimal	Modest	Major	Critical	Extreme/Critical						
4	2	Availability of Local Share (Local Agency 50% (50% Shared) from the applicant budget or Amount to be paid back through the applicant budget, all amounts, taxes or fees revenues) + 25% contribution from applicant	0	2	4	6	8	10					0%+	10%+	20%+	30%+	40%+	50%+						
5	1	OTHER FUNDING SOURCES (Including Issue II Funds) (Grants and other revenues not contributed or collected through lease by the applicant; including GRs, Contributions, etc. - must submit copy of award or status letter.)	0	2	4	6	8	10					0%+	10%+	20%+	30%+	40%+	50%+						
<p>When scoring a project that is a grant or a loan, please use the chart labeled "Grant or Loan Only". When scoring a grant/loan combination, score the project for the grant in the first chart, then use the second chart labeled "Grant/Loan Combination" to score the total (grant and loan combined). Use the lower of the two as the score.</p>																								
6	2	OPNG Grant and Loan Funding Requested. Please refer to Item 6 on Questionnaire for Clarification.	-4	-3	-2	-1	0	1	2	3	4	5	Grant or Loan Only	Grant/Loan Combination	Grant/Loan Combination	Grant/Loan Combination	Grant/Loan Combination	Grant/Loan Combination	Grant/Loan Combination	Grant/Loan Combination	Grant/Loan Combination	Grant/Loan Combination	Grant/Loan Combination	Grant/Loan Combination
													\$500,001	\$100,001 to \$500,001	\$225,001	\$115,001	\$75,001	\$375,001						
													or more	\$500,001	\$400,000	\$325,000	\$275,000	or less						
													Grant/Loan Combination	\$200,000	\$600,001 to \$187,001 to	\$412,501 to	\$387,501 to	\$287,500						
													or more	\$750,000	\$600,000	\$487,500	\$412,500	or less						
<p>When scoring a project that is a grant or a loan, please use the chart labeled "Grant or Loan Only". When scoring a grant/loan combination, score the project for the grant in the first chart, then use the second chart labeled "Grant/Loan Combination" to score the total (grant and loan combined). Use the lower of the two as the score.</p>																								
NO.	WEIGHT FACTOR	CRITERIA TO BE CONSIDERED	1	2	3	4	5	6	7	8	9	10	1	2	3	4	5	6	7	8	9	10		
7	1	Will the Proposed Project Create Permanent Jobs or Temporary Jobs that would otherwise be permanently lost (Within 100 miles of the project)?	0	2	4	6	8	10					0+ jobs	2+ jobs	15+ jobs	25+ jobs	50+ jobs	100+ jobs						
8	1	Benefits to Existing Users such as households, (e.g. school district, traffic counts, etc.)	0	2	4	6	8	10					0+	100+	350+	600+	750+	1000+						
9		SUBTOTAL RANKING POINTS (MAX = 110)	86										<p>Other Note:</p> <p>Does this project have a significant impact on production farmland?</p> <p>YES NO</p> <p>Attach impact statement if yes.</p> <p>Is the Applicant ready to proceed to ME after State Approval within 6 months?</p> <p>YES NO</p>											
10		COUNTY PRIORITY POINTS (11-32)																						
11		DISCRETIONARY POINTS (BY DISTRICT OR VARIOUS)																						
12		GRAND TOTAL RANKING POINTS																						

* Applicants must certify (on) share contribution. Apply all funding sources to be utilized in (total share of the) (line of application) submitted.

PHOTO OF 6" WATERLINE THAT WAS REPLACED IN THE CITY OF FREMONT

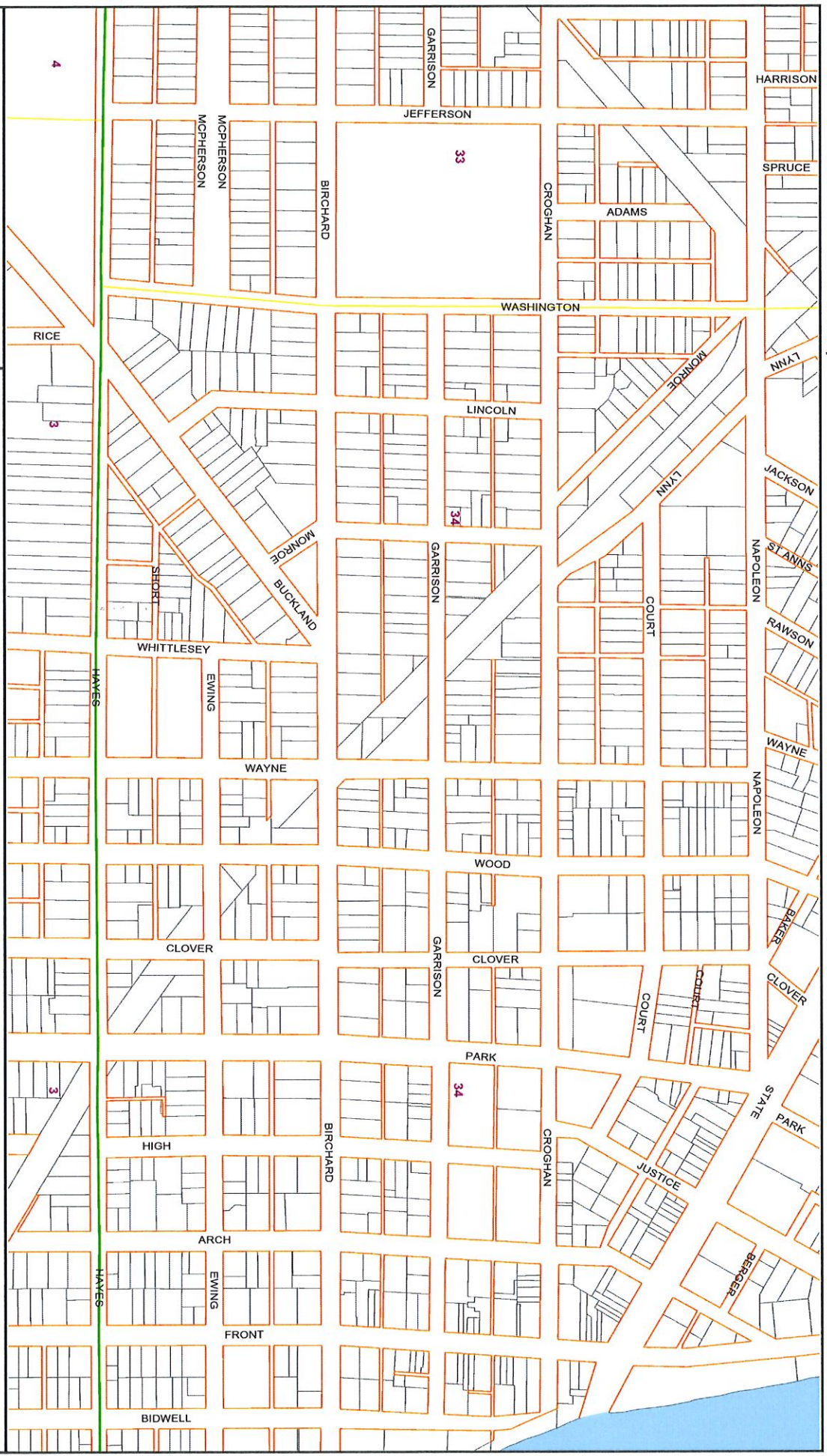




PHOTO OF 6" WATERLINE THAT WAS REPLACED IN THE CITY OF FREMONT



Map of Area User's who benefit from this waterline improvement



TAX MAPS ARE NOT TO BE USED TO ESTABLISH LAND BOUNDARIES AND OR SIZE. USE FOR SUCH IS SOLELY THE RESPONSIBILITY OF THE USER.

Sandusky County Auditor's G.I.S. Office
 100 N. Park Ave. Fremont, OH. 43420
 419.334.6230

1 inch equals 321 feet